

ENRICHMENT GUIDE

Disney • PIXAR

FINDING NEMO



© Disney/Pixar

THEATRE FOR YOUNG AUDIENCES VERSION

DEAR FIRST STAGE FRIENDS,

The beloved 2003 Pixar movie comes to life on stage, with new music by the award-winning songwriting team behind Frozen. Marlin, an anxious and over-protective clownfish, lives in the Great Barrier Reef with his kid Nemo, who longs to explore the world beyond their anemone home. But when Nemo is captured and taken to Sydney, Marlin faces his fears and sets off on an epic adventure across the ocean. With the help of lovable characters such as optimistic Dory, laid-back sea turtle Crush and the supportive Tank Gang, Marlin and Nemo both overcome challenges on their journey to find each other and themselves. Dive into this underwater adventure!

Enjoy the show,

A handwritten signature in black ink that reads "Brinn Hill". The signature is written in a cursive, flowing style.

Brinn Hill
Education Director
(414) 267-2919
bhill@firststage.org

CONTENT ADVISORY

Best enjoyed by all ages!

Every child is different and may or may not be ready for certain elements of each production. Read more about this show's age recommendation below.

Audiences will be captivated by the music, puppets, and familiar story of Nemo and his dad Marlin.

All of the characters will be brought to life through the actors and their various puppets.

The performance is expected to run approximately 75 minutes plus a brief intermission - very young audiences may have difficulty staying connected for the full length of the show.

The show explores relationships between family members and friends; audiences may feel anxious as Nemo and Marlin experiences these difficult situations but will learn how to empathize and understand others along the way.

There will be flashing lights, slightly scary sharks, and loud music and sounds that may be overwhelming for those with sensory sensitivities. We offer sensory friendly performances and sensory kits for patrons who may need them.

PLOT SUMMARY

Under the sea a chorus of creatures sing about the big blue world they live in. Marlin, a clownfish, emerges from his sea anemone home, followed by his wife, Coral. Marlin and Coral admire their home at the Drop Off, and dream about their egg babies, and their lives as parents. They talk about naming one of their babies Nemo and the rest Marlin Jr. (Prologue). A barracuda attacks, and harms Coral and all of their egg babies except for one, who is now a little cracked (Barracuda Attack). Marlin names the surviving egg Nemo, and vows he'll always protect him (I've Got You).

We fast forward to Nemo's first day of school. He and Marlin have moved away from the Drop Off, and Nemo wakes Marlin up, full of excitement. Marlin reminds Nemo to be cautious and careful anytime he leaves the anemone (Big Blue World Part 1). Nemo and Marlin head off to school, and Nemo asks his dad how old sea turtles are. He heard from a friend they could live to be 100! Marlin tells Nemo that if he ever meets a sea turtle, he'll ask. They arrive at school, and Nemo heads off to play with his classmates, Tad, a yellow longnose butterfly fish, Sheldon, a seahorse, and Pearl, a flapjack octopus, while Marlin talks to their parents. Pearl, Sheldon and Tad ask Nemo why one of his fins is smaller than the other one, and Marlin explains that he was born that way, and that they call it his lucky fin. The kids talk about who they might meet and what they might see on their first day of school, and their teacher, Professor Ray, a spotted eagle ray, arrives. Marlin tells Professor Ray about Nemo's lucky fin, much to Nemo's embarrassment, and he pulls Nemo aside to share his worries about letting Nemo go off on his own. Nemo assures his dad that he'll be ok, and he heads off with his class (Big Blue World Part 2). Another parent tells Marlin that the class is headed to the Drop Off, and Marlin panics, swimming after Nemo as quickly as he can (First Timer).

The class arrives at the Drop Off, and Professor Ray begins teaching (The Drop-Off). Tad, Sheldon, Pearl and Nemo lag behind the class, and end up goofing off at the edge of the Drop Off. The kids see a boat (which they mispronounce as butt), and they dare each other to "touch the butt". Marlin arrives, and Tad, Sheldon and Pearl retreat away from the edge

of the Drop Off, but Nemo refuses. Marlin tells Nemo that he was right to be worried; Nemo is too little for school, and he can't do the things his classmates can. Nemo tells his dad he hates him, and swims away, but he's so angry he doesn't see the scuba diver's net, and he is captured! Marlin tries to swim after him, but the boat is too fast; Nemo is gone. Marlin panics as the scuba diver's mask floats to the ocean floor (Abduction/Big Blue World Reprise).

Dory, a blue tang, enters, singing a song, and Marlin continues to chase the boat. The two fish have entered shark territory without knowing it! Marlin asks Dory if she's seen a boat, and she says she has. Marlin follows Dory. Dory, having forgotten all about meeting Marlin, realizes someone is following her, and gets frustrated that he won't get out of her way. Marlin realizes that something isn't quite right with Dory, and she explains that she has short term memory loss (Dory's Ditty). Marlin and Dory argue, and run right into Bruce, a great white shark, and his friends Anchor, a hammerhead shark, and Chum, a mako shark. The sharks surround the fish, and bring the fish with them as "their guests" to their meeting (Shark Territory). The sharks say their pledge "fish are friends not food". While the sharks continue their meeting, Marlin notices the scuba diver's mask, and laments that he can't read human because there are words written on the mask. Dory forgets that the sharks are dangerous and tries to ask them to help read the words on the mask. Marlin tries to stop her, and bumps her in the nose, causing a nosebleed. Bruce smells the blood and forgets his pledge, wanting to get to the fish and eat them. His shark friends hold him back, urging him to remember that fish are friends not food, and Marlin and Dory escape, losing the mask in the chaos (Fish Are Friends Not Food).

Nemo is at the Sydney Harbor Aquarium trapped in a fish tank. He's alone and scared and misses his dad (Where's My Dad?). Nemo realizes he's not actually alone as he meets Bloat, a pufferfish, Gurgle, a royal gramma, and Peach, a starfish, who are also in the tank. Nigel, a brown pelican, visits through the aquarium window. Nemo introduces himself and tells the Tank Gang that he is from The Great Barrier reef in the ocean. Gurgle, who is afraid

PLOT SUMMARY

of germs, freaks out and hides from Nemo. Nemo recounts his capture, and laments that his dad is going to be mad at him. Nigel tells him that he's thousands of kilometers from home, and Nemo wonders how he'll ever get out of the tank (How Am I Going to Get Out of Here?). Gill, a Moorish idol, appears and tells Nemo that he'll get him and the whole Tank Gang out of the aquarium. Gill's plan involves Nemo jamming the filter with a rock, which will fill the tank with poop, then they can pull off the grate and swim down the intake pipe into the ocean! Nemo frets that his bad fin will stop him from succeeding at this mission, but Gill tells him that his bad fin never stopped him, showing Nemo his own injured fin. Nemo jams the filter as the Tank Gang cheers him on (We Swim Together) (We Swim Together Playoff).

Back in the ocean Marlin and Dory are swimming, and Marlin is worried that they lost the mask. Dory tells him not to worry, and to just keep swimming. The mask floats by, and Dory follows it, reading the words that are written on it: "P. Sherman 42 Wallaby Way, Sydney". Marlin tells Dory that he's got it from there. He can find Nemo on his own. Dory is sad (Just Keep Swimming- Part 1). Some moonfish stop by to check on Dory, and Marlin asks for directions to P. Sherman 42 Wallaby Way, Sydney. The moonfish point the way to the Sydney Opera House, and tell Marlin and Dory to take the EAC, the East Australian Current. The moonfish warn Marlin and Dory to swim through the trench, not over it, but when they reach the trench Marlin decides to swim over it. Over the trench Dory and Marlin are stung by jellyfish, and Dory gets the worst of it. She is just barely hanging on, and Marlin begs her to stay with him (Just Keep Swimming- Part 2).

In the aquarium Peach wakes up and realizes that the pump is off! She wakes everyone else up (Morning in the Tank). The Tank Gang gets moving, and tries to remove the grate so they can swim to the ocean, but it won't budge (It's Go Time!). Nemo starts to worry about what will happen when he gets back home. He thinks his dad will be mad at him, and might not even want him to come home. The Tank Gang tell Nemo they're sure his dad is traveling to rescue Nemo as they speak, but Nemo isn't so sure (Not My Dad).

(Transition to Turtles). We find Marlin and Dory surrounded by green sea turtles, including Crush, who tells Marlin that he saved Dory. Dory is playing with the sea turtle kids. Marlin discovers that they are on the EAC and on their way to rescue Nemo! Crush introduces his son Squirt to Marlin. When Squirt shows off a trick he ends up out of the current. Marlin panics, but Crush tells him to "kill the motor". Crush shares some parenting advice with Marlin, encouraging him to let Nemo go so that he can grow, and to go with the flow (Go With The Flow). They arrive at Marlin and Dory's exit, and Marlin remembers to ask Crush how old he is: 150 (Go With the Flow-Playoff)! Marlin and Dory decide to keep swimming straight, and they play a guessing game on the way. Dory keeps spying something orange; it's Marlin!

Various ocean creatures including a grouper, lobsters, octopi, sea turtles, electric eels, seahorses, and whales comment on Marlin's quest to find Nemo (One Dedicated Father). Nigel arrives at the aquarium and tells Nemo that his dad is in Sydney Harbor; he came all this way to rescue him! Nemo can't believe it (That's My Dad). The Tank Gang decides they don't have enough time to get them all out; Nemo is small enough to squeeze between the bars and escape by himself. Nemo is scared, but Gill tells him he can do it (No Time to Waste). As Nemo is preparing to swim away a net scoops him up! The Tank Gang all jump into the net, pulling it to the bottom of the tank (We Swim Together-Reprise). Nemo escapes, and swims away through the grate, thanking the Tank Gang, and telling them he'll see them in the big old blue (Nemo Escapes).

(The Sydney Harbor Fishing Grounds). In Sydney Harbor Marlin asks a crab and a fish for directions, but they ignore him. Marlin gets frustrated and says that Coral would have known what to do. Dory tells him he's not alone; she's there (A Funny Thing to Promise). Nemo appears, and Marlin and Dory are stunned and elated. They're so distracted they don't notice the net that scoops up Dory and a school of moonfish. Nemo swims into the net and instructs Dory and the moonfish to swim down to keep the net from pulling them out of the ocean. Marlin is reluctant to let Nemo go but realizes that Nemo is more capable than he thought. Together the fish

escape the net and Marlin and Nemo are reunited (Just Keep Swimming Together). Marlin and Nemo apologize to each other, and Marlin tells Nemo that he met a 150-year-old sea turtle (Finale - Part 1). We find Nemo and Dory dropping Nemo off at school, and this time Marlin lets Nemo go on his own. He says goodbye to Nemo and watches as he swims away with his class (Finale-Part 2). The end.

PRESHOW QUESTIONS

1.This musical is based on the movie Finding Nemo. How do you think the musical will be the same as the movie? How will it be different?

2.Nemo finds himself surrounded by new creatures, far from home and away from his dad, and he feels scared. What do you do when you feel scared?

3.Finding Nemo takes place in the ocean. What do you know about the ocean? What kinds of animals and plants live in the ocean? What kind of jobs can people have revolving around the ocean?

MAKE YOUR OWN JELLYFISH!

AN ART ACTIVITY

In Finding Nemo the Musical, Marlin and Dory brave their way through a Jellyfish bloom (a large group of Jellyfish)! In this fun art activity, you'll have the opportunity to create your very own jellyfish puppet!


MATERIALS

- A Paper Cup
- String
- Colorful Paper
- A Sharpie
- Glue
- Scissors



DIRECTIONS

1. Start by cutting your colorful paper, the thinner the paper, the easier it will be to glue to your cup! We used party streamer paper. Cut your paper into tiny pieces and glue them onto your cup! This will be the body of your jellyfish puppet, don't be shy about adding in as much color as you please!



MAKE YOUR OWN JELLYFISH!

AN ART ACTIVITY CONTINUED

2. While your glue is drying, grab your scissors, and punch 2 holes in the top of your paper cup! Ask a grown up to help!

3. Grab your string, insert both ends of the string into the holes you created, flip your cup upright and tie both ends of the string together, that way the knot will be on the inside of your puppet!

4. Draw your jellyfish's face! Think about what colors you chose for your jellyfish puppet; what face do you think they'd be making? If you have a red jellyfish, do they look a little angry? Or perhaps if you have a blue jellyfish, could they be a little sad? Or even, try the opposite! Whatever you feel your jellyfish should look like, add their features with a sharpie marker on your cup.



MAKE YOUR OWN JELLYFISH!



AN ART ACTIVITY CONTINUED

5. Grab the same paper you used for your Jellyfish body and cut long thin strips. These will be the tentacles of your Jellyfish! Have fun creating diverse tentacles for your Jellyfish, explore different lengths of the tentacles, colors and size!

6. Once you've created your tentacles, grab your glue and place a line of glue inside your cup to stick your tentacles to! Repeat this step until you have tentacles hanging all the round the inside of your cup!

Ta-Da!

And there you have it! Your very own Jellyfish puppet! Go out and explore the zones of the deep blue sea with your new jelly friend!



LET'S NAME THE ZONES, THE ZONES, THE ZONES!

A SCIENCE ACTIVITY

In Finding Nemo Mr. Ray sings "let's name the zones, the zones, the zones, let's name the zones of the open sea" while teaching Nemo, Sheldon, Tad, Pearl, and their classmates about the zones of the ocean. In this activity you'll create your own ocean zones jar to explore the zones, and to learn about the density of liquids. Make sure to ask an adult to help!

VOCABULARY

PHOTOSYNTHESIS

the process that plants use to convert light into energy

TRENCH

long, narrow depressions on the seafloor

BIOLUMINESCENCE

the ability for living creatures to produce light through chemical processes

THE ZONES

EPIPELAGIC ZONE (SUNLIGHT ZONE)

- closest to the surface (up to 200 meters deep) -warmest zone - brightest zone

-home to many plants (like phytoplankton, seaweed, and algae) and ocean animals (like many of the animals in Finding Nemo including clownfish, some kinds of sharks and sea turtles); there's enough sunlight here for photosynthesis to occur

MESOPELAGIC ZONE (TWILIGHT ZONE)

-between 200 and 1,000 meters deep -greatest temperature changes of any zone occur here

-home to many plants (like phytoplankton, seaweed, and algae) and ocean animals (like many of the animals in Finding Nemo including clownfish, some kinds of sharks and sea turtles); there's enough sunlight here for photosynthesis to occur

-no plants live here because there's not enough sunlight -animals that live here include eels, cuttlefish and crabs

BATHYPELAGIC ZONE (MIDNIGHT ZONE)

-between 1,000-4,000 meters deep -the temperature stays consistent in this zone, around 40°F

-there is no sunlight here; the only light comes from bioluminescence

-animals that live here include angler fish, squid, and sea stars

ABYSSOPELAGIC ZONE (ABYSS ZONE)

-this is where the majority of the ocean floor is found -between 4,000-6,000 meters deep

-it's cold; the temperature is near freezing -the only light here comes from bioluminescence

-animals that live here mostly live on the ocean floor including sea spiders, sea cucumbers and tube worm

HADALPELAGIC ZONE (TRENCH ZONE)

-called the trench zone because these depths are only found in trenches and troughs

-the deepest zone; 6,000 meters to over 10,000 meters deep

-consistent temperature; just above freezing -no light, only bioluminescence

-animals that live here include snailfish, sea pigs and some kinds of jellyfish

LET'S NAME THE ZONES, THE ZONES, THE ZONES!

A SCIENCE ACTIVITY CONTINUED

MATERIALS

- $\frac{3}{4}$ cup rubbing alcohol
- $\frac{3}{4}$ cup cooking oil
- $\frac{3}{4}$ cup water
- $\frac{3}{4}$ cup dish soap (clear works best)
- $\frac{3}{4}$ cup corn syrup
- Food coloring (green, blue and red)
- Large clear jar
- Measuring cup
- Spoon for mixing



DIRECTIONS

1. Measure out $\frac{3}{4}$ cup of corn syrup in your measuring cup.
2. Add a few drops of each color of food coloring to the corn syrup. Mix with a spoon. It should be black in color.
3. Pour this into your jar to create the Trench Zone.
4. Measure out $\frac{3}{4}$ cup of dish soap in your measuring cup.
5. Add a drop of red and a drop of blue food coloring. Mix it with a spoon. It should be purple in color.



LET'S NAME THE ZONES, THE ZONES, THE ZONES! A SCIENCE ACTIVITY CONTINUED

6. Carefully pour this into your jar to create the Abyss Zone.

7. Rinse out your measuring cup.

8. Measure out $\frac{3}{4}$ cup of water in your measuring cup.

9. Add a few drops of green food coloring. Mix it with a spoon. It should be green in color.

10. Carefully pour this into your jar to create the Midnight Zone.

11. Rinse out your measuring cup.

12. Measure out $\frac{3}{4}$ cup of cooking oil into your measuring cup.

13. Add a few drops of blue food coloring. Mix it with a spoon. It should be dark blue in color.

14. Carefully pour this into your jar to create the Twilight Zone.

15. Rinse out your measuring cup.

16. Measure out $\frac{3}{4}$ cup of rubbing alcohol into your measuring cup.

Insert image

17. Add 1 drop of blue food coloring. Mix it with a spoon. It should be light blue in color.

18. Carefully pour this into your jar to create the Sunlight Zone.

19. You've created your very own ocean in a jar with all of the zones!



YOUR OWN STORY: CREATE YOUR OWN FILL-IN-THE-BLANK BACKSTORY AN ENGLISH LANGUAGE ARTS ACTIVITY

Fill in the blanks to create your own silly version of what happens after the end of Finding Nemo.

Once upon a time there was a little clownfish named Nemo, who lived with his dad Marlin in a sea anemone. On Nemo's first day of (noun) _____ he was captured by a (noun)_____. Marlin was (emotion)_____. He began to search for Nemo and bumped into a (adjective)_____ fish named Dory. Dory and Marlin worked together to rescue Nemo and all three returned home to the (place) _____. The next day Marlin, Dory, and Nemo (verb) _____ to the store to get (noun)_____. They were swimming (adverb)_____ when they ran into a (noun)_____. They had to swim away because they were (emotion) _____. At the store they were out of (noun) _____, so the three fish (verb)_____ to (place) _____. This second place was out too, so Marlin, Dory and Nemo returned to the anemone and made their own (noun) _____, and they lived (adverb) _____ ever after. The end!

LET'S NAME THE SPECIES!

A SCIENCE MATCHING ACTIVITY

Match the names of these sea creatures to their description!
DRAW A LINE AND CONNECT THEM!



Blue Tang

A brightly colored fish with a striking blue body and a yellow tail. It has a sharp spine on its side that it uses to protect itself from other fish.



Pufferfish

A small fish that can puff up into a round ball when it feels threatened. It has sharp spines on its body and some types are very poisonous to keep predators away.



Angelfish

A beautiful fish with bright colors and long, flowing fins that make it look like it's floating through the water. They live in coral reefs and are known for their peaceful nature.



Anglerfish

A deep-sea fish with a glowing light on top of its head that it uses to attract prey. It has a big mouth with sharp teeth and can swallow prey that is larger than its own body.



Mollusk

A soft-bodied animal that often has a hard shell for protection. They live in the ocean, rivers, and on land, and many move slowly using a special foot.

POSTSHOW QUESTIONS

1. Marlin and Dory are very different from each other, but they become good friends. In what ways are you different from your friends? In what ways are you similar? What makes your friendship unique?

2. The Tank Gang wants to escape from the aquarium, and they make a plan to work together to get everyone out. How do you use teamwork in your everyday life?


3. Nemo is adventurous and Marlin is very protective. This causes them to disagree about things, like Nemo going to school. Have you ever disagreed with a parent or other adult? How did you work through it?

4. Dory teaches Marlin how to “just keep swimming” and Crush teaches him to “go with the flow”. Have you ever been in a situation where you had to just keep swimming and go with the flow? What happened? Who helped you get through?


WHO SAID IT?

1. Well, we can name one Nemo, but I'd like the rest to be Marlin Jr.
2. I 'm obnoxious!
3. LET'S NAME THE ZONES, THE ZONES, THE ZONES. LET'S NAME THE ZONES OF THE OPEN SEA!
4. Aww, you made me ink!
5. Look at us! We're gonna touch the butt!
6. Welcome to the party, mates!
7. Fish are not meant to be in a box. It does things to ya.
8. I don't think these squishy things like me!
9. Epic? Far-out? Totally tubular?
10. He's traveled day and night! And he's battled sharks and jellyfish!
11. Because, when I look at you, I feel ... home.
12. It's time for school! It's time for school! Time to leave the amenani ... amenemony ... annemem ...-


RECOMMENDED READING




SWIMMY
by Leo Lionni




OUT OF THE BLUE
by Nic Yulo




NOT A MONSTER
by Claudia
Guadalupe Martínez



**THE POUT-POUT FISH
FAR, FAR FROM HOME**
by Deborah Diesen



FINDING NEMO
by Victoria Saxon



THE OCTOPUS ESCAPES
by Maile Maloy