

ENRICHMENT GUIDE & SOCIAL STORY

nickelodeon.
THE
SPONGEBOB
MUSICAL™

FOR YOUNG AUDIENCES

SPONSORED BY



DEAR FIRST STAGE FRIENDS,

Are you ready, kids? Dive into the undersea town of Bikini Bottom with SpongeBob and his quirky circle of friends and neighbors – Patrick, Sandy, Squidward, Mr. Krabs, and even Plankton – in this dynamic stage musical with songs from music’s most legendary artists. Chaos erupts when SpongeBob and all of Bikini Bottom face the total annihilation at the threat of Mt. Humongous. Just when all hope seems lost, a most unexpected hero rises up and takes center stage. The power of optimism really can save the world!

Enjoy the show,



Coltyn Giltner
Education Director
(414) 267-2972
cgiltner@firststage.org

SYNOPSIS

(Prologue) Are you ready kids? (Aye aye captain!) I can't hear you. (Aye Aye captain!) Our story begins under the sea, in a town called Bikini Bottom. We meet a wee simple sponge, named SpongeBob Squarepants, who lives in a pineapple. As SpongeBob goes about his morning we meet his friends and neighbors. *(Bikini Bottom Day)* SpongeBob's pet snail, Gary, asks for breakfast. SpongeBob walks past his best friend, Patrick's, house, which is a rock. Squidward, a squid and Patrick and SpongeBob's neighbor, comes out of his house – shaped like an Easter Island Head – and complains that they are being too loud. SpongeBob walks past his friend Sandy's house. Sandy is a squirrel inventor who lives in The Tree Dome. SpongeBob arrives at his job; he is a fry cook at The Krusty Krab, owned by Mr. Krabs. Plankton owns the Chum Bucket, another restaurant in town, and the Krusty Krab's rival. Mr. Krabs loves making money, and Plankton and his computer wife, Karen, enjoy plotting and scheming. SpongeBob also sees Ms. Mayor, the mayor of Bikini Bottom, and Mrs. Puff who is his driving teacher. At work, SpongeBob lets Mr. Krabs know that he'd like to be the manager of The Krusty Krab, but Mr. Krabs tells him no, he's just a wee simple sponge. SpongeBob feels very upset. *(Bikini Bottom Day Reprise 1)*

A loud rumbling sound is heard, and news reporter Perch Perkins tells the people of Bikini Bottom that the volcano Mt. Humongous is trembling. Ms. Mayor informs everyone that if the volcano erupted, all that they know and

love would be obliterated, but not to worry, because the government has everything under control. Panic ensues, but SpongeBob wonders how one volcano can really be so bad. Sandy reveals that her calculations show that the volcano will erupt – tomorrow! *(No Control!)* SpongeBob finds Patrick panicking, but Patrick isn't panicking about the volcano, he's panicking because the news is interrupting all of his shows and he can't find his belly button scratcher. SpongeBob tells him that everything will be ok as long as they're together because they're bffs, best friends forever. *(BFF)*

The Mayor calls all citizens to a town meeting, and tries to begin a task force to address the volcano issue. The townsfolk share their ideas. Sandy suggests they should use her research and science to solve the problem. The townsfolk don't listen to her, because she's not from Bikini Bottom. Plankton shares his idea – evacuate the town in an escape pod and form a new town called Chumville. *(When the Going Gets Tough)* The townsfolk agree, and they plan to hold a concert to raise money to buy the escape pod. SpongeBob doesn't think they should abandon their home, and tries to convince Sandy to talk the townsfolk into using science to solve the problem. Mr. Krabs tells SpongeBob there's nothing he can do, he's just a simple sponge. SpongeBob decides that he'll prove that he's not a simple sponge, and, together with Sandy and Patrick, will solve the volcano problem using science. *((Just a Simple Sponge)*

SYNOPSIS CONT.

The townsfolk decide they must blame someone for their problems, so they blame Sandy, since she's a land mammal and not from Bikini Bottom. The mob gets angrier and angrier, and Sandy flees to Jellyfish Fields. SpongeBob and Patrick find her, and convince her that Bikini Bottom is her home, and that they need her help to save it! (*Hero Is My Middle Name*) The three work together and plan to climb to the top of Mt. Humongous and drop in Sandy's Ingenious Bubble Device. They tell Squidward about their idea, but Plankton and Karen are eavesdropping, and plot to foil their plan. Patrick and SpongeBob get into an argument about Patrick's belly button scratcher, and Patrick decides to quit the team. It's all up to SpongeBob and Sandy now.

The town is in chaos with fish running around the streets, chanting "blame the squirrel" and even zapping folks with jellyfish on sticks. Luckily, Sandy completed building her Ingenious Bubble Device, the Erupter Interrupter. Plankton still hasn't come up with a plan to foil Sandy and SpongeBob's volcano destroying plot, but his computer wife Karen comes to the rescue with the Avalanche Maker 3000™. SpongeBob and Sandy begin the arduous climb to the top of Mt. Humongous. (*Chop To the Top*) Halfway through the climb, SpongeBob falls into a hole, but Sandy is able to get him out. Meanwhile, on the ground Squidward is preparing for his concert, but it's canceled due to impending doom. (*I'm Not a Loser*) Patrick finds his belly button scratcher,

and realizes that he misses SpongeBob. (*(I Guess) I Miss You*) We return to the top of Mt. Humongous to find SpongeBob and Sandy almost at the top. Karen and Plankton fire their Avalanche Maker 3000™. SpongeBob gets hit during the avalanche and begins to fall, but Patrick, wearing Sandy's jetpack, saves the day. The two friends make up, but they all realize that SpongeBob is the only one who can squeeze through and drop the Erupter Interrupter into the volcano. (*Simple Sponge (Reprise)*) Sandy and Patrick encourage him, telling SpongeBob that he brings management skills to their team. SpongeBob is successful, but they have to wait to see if Sandy's invention worked.

Down below the town is still in chaos, and SpongeBob, Sandy and Patrick know they must help. Patrick has the idea to use the jetpack to get down to the town quickly. They arrive in Bikini Bottom and Plankton and Karen discover that their plan failed. SpongeBob, Patrick and Sandy reveal that they tried to stop the volcano, and that in seven minutes they'll know if it worked. SpongeBob encourages everyone to stop arguing and blaming each other, and to make the next seven minutes the best ever. (*Best Day Ever*) The townsfolk celebrate their potential last few minutes together, and Sandy's invention works! They decide to work together to rebuild Bikini Bottom, a town that welcomes everyone, even land mammals. (*Finale*) (*SpongeBob Theme Song*)

PRE-SHOW QUESTIONS



1. *The SpongeBob Musical* is based on the hit TV series *SpongeBob Squarepants*. What do you know about the TV series? Who is your favorite character? How similar do you think the musical will be to the TV series? How different?
2. In *The SpongeBob Musical*, Plankton, the conniving evil genius in the *SpongeBob* TV series, is up to his usual antics of trying to get everyone to love the chum that his restaurant sells. What evil plot do you infer Plankton having in mind? If you had to invent an evil machine that would trick the citizens of Bikini Bottom into loving chum, what would you create?
3. There are many different types of animals living in Bikini Bottom—from the titular sponge, to a pufferfish, and to a squirrel. What makes you unique? This can be anything – like a special skill or interest. How can you use what makes you unique to help your friends, household, or community?

B.F.F.: THAT STANDS FOR...

GET-TO-KNOW YOUR BEST FRIEND INTERVIEW

SpongeBob and Patrick are the best of friends and know everything there is to know about each other. They have a friendship that can survive anything—even the eruption of Mount Humongous. For this activity, find your best friend (or someone you want to get to know better!) and ask them the following questions. Make sure to record their answers. Feel free to then introduce your friend, using their answers, to your family or classmates!

Name _____

Age: _____ Birthday: _____

Who do you look up to most? And what qualities do you love about this person?

What's your biggest fear? _____

What's your all-time favorite memory? _____

When have you felt the most proud? _____

When have you felt the most challenged? _____

What are the top three things that stress you out? How do you deal with your stress?

What's one thing most people don't know about you? _____

Which celeb would you want as your other BFF and why? _____

Who is your favorite teacher? Why? _____

What do you want to be when you grow up? Why? _____

BEWARE MOUNT HUMONGOUS

A SHRUNK-DOWN SCIENCE EXPERIMENT

Volcanoes are geological wonders to humans and sea creatures alike. They play an important role in creating new islands and completely changing how high mountains might reach. Use the following science experiment to create your own version of Mount Humongous from *The SpongeBob Musical*.

MATERIALS

For the Volcano Model:

- Poster paper
- Empty 2 liter soda bottle, no cap required
- Pencil
- Scissors
- Tape
- Optional (*to decorate your volcano*):
 - Paint and Paintbrushes
 - OR Kid's sculpting clay, such as Play-Doh
 - OR Papier Mache and strips of newspaper

For the Eruption:

- Metal baking sheet, one that has shallow sides to catch any spills. A cookie sheet is perfect!
- Small bowl
- Funnel
- Cup
- 1 Tablespoon of baking soda
- 1 Tablespoon liquid dish soap
- 2 Tablespoons water
- ½ Cup vinegar
- 1 Tablespoon red food coloring

BEWARE MOUNT HUMONGOUS

A SHRUNK-DOWN SCIENCE EXPERIMENT

Volcanoes come in many different forms and in many different places. The Earth's crust is made up of different puzzle pieces of earth, called tectonic plates, that shift towards and away from each other. Volcanoes are typically found where two tectonic plates are either colliding (convergent boundaries) or drifting apart (divergent boundaries), creating an opening for hot molten rock to come to the surface from the Earth's core. Then, what gives volcanoes their unique looks is the magma that they erupt. The types of volcanoes are stratovolcanoes, shield volcanoes, cinder cones, and super-volcanoes. The type of volcano you will be building is a stratovolcano; a tall, mountain-like volcano that are typically found on convergent plate boundaries

TO BUILD YOUR VOLCANO:

1. Place your bottle upside down in the center of the poster and draw a circle around the opening of the bottle.
2. Cut a line straight through the card from the edge of the paper to the middle of the circle. Then, cut out the circle.
3. Cut around the base of the cone so that it sits flat, making sure that the cone is still taller than your bottle.
4. Place your paper cone over the bottle so that the bottle is inside the cone. Tape the opening of the paper cone to the neck of the bottle to hold it in place.
5. Overlap the two sides of the cut to the middle of the paper to form a cone shape. Make sure to leave the hole where you cut out the circle open. Once your cone is formed, tape the overlapping edges of the paper together.
6. *Optional:* Decorate your volcano to look like a real volcano or like it's straight out of *The SpongeBob Musical*! You can paint the paper, cover the paper in kid's sculpting clay, or even craft and mold your volcano using papier mâché!
 - a. You can make your own papier mâché paste by mixing $\frac{1}{2}$ cup white glue with $\frac{1}{2}$ cup water.

BEWARE MOUNT HUMONGOUS

A SHRUNK-DOWN SCIENCE EXPERIMENT

- b. Then, you can dip newspaper strips that are about 6 inches long by 1 inch wide into your paste and place them onto your paper cone to begin to build your volcano. Let the papier mache dry between every 1-2 layers of newspaper. Make sure to wipe off excess paste from the newspaper strips before placing them onto your cone.
- c. Repeat this process until you have at least 3-5 layers of newspapers on your cone.
- d. Once your volcano is dry, go ahead and paint it! **Make sure your volcano is completely dry before moving on to the next step.**

As mentioned, the type of magma decides the shape of the volcano. Stratovolcanoes typically create big, explosive eruptions with sticky-or viscous-lava that doesn't spread too far from the peak before cooling on the surface. Some famous stratovolcanoes are Mount Vesuvius, Stromboli, and Mount Fuji. The eruption you will be making today won't be explosive like real stratovolcanoes, but it will be exciting!

TO CREATE THE ERUPTION:

1. **Once your volcano is dry**, place your volcano onto a metal baking sheet. combine the baking soda and liquid dish soap in a bowl. Add the water and mix thoroughly. Place your funnel into the mouth of your volcano and pour this mixture into the funnel. Promptly remove the funnel from the volcano.
2. In a cup, mix together the vinegar and food coloring.
3. If you have them, put on safety goggles or eye protection. When you're ready, pour the vinegar into the bottle with the baking soda mixture and step back to watch the eruption!

Activity created by the Natural History Museum

<https://www.nhm.ac.uk/discover/how-to-make-a-volcano.html>

DESIGN THINKING: ERUPTER INTERRUPTER

Design Thinking is a structured approach to problem solving that allows individuals to organize their ideas and find solutions that have not been considered previously! For this activity, you will be following the 5 steps of the Design Thinking process to design your own Erupter Interrupter like Sandy does in the show. *Note, we will be designing for an imaginary volcano in this activity, not the model you made!

MATERIALS

- Post it notes
- Paper
- Things to draw with
- Craft materials
- Timer

DIRECTIONS

The Design Thinking Process has 5 Steps: Empathize, Define, Ideate, Prototype and Test. In professional settings, this process can take months or even YEARS! For this activity, we will be doing a shortened version which should take about 45 minutes. You can do this activity on your own, or with a team!

1. Empathize (5 Min)

- In the *Empathize* part of the Design Process, your job is to get to know the problem you are trying to solve.
- Take 5 minutes to write down EVERYTHING you can think of about volcanoes in general, and the Volcano described in *The SpongeBob Musical*. At this point in the process, you should not be thinking about solutions for your problem, but just the problem itself.
- If you have more time to spend, you can even do some research to learn more about Volcanoes, you can look up some scientific articles online with the help of a grown up, or visit the nonfiction section at your local library!

EMPATHIZE




DESIGN THINKING: ERUPTER INTERRUPTER

2. Define (5 min)

- a. In the *Define* phase of the design process, you create a “Design Question” which frames your thinking for the rest of the process. This Question should start with the words, “How might I....?”
- b. Here is an example: “How might I create a system for feeding my dog when I am not at home?”
- c. Take a look at the research you have collected about the problem at hand, and construct your own design question. Start with “How might I...”. The more detail you can include in your question, the better!


DEFINE



3. Ideate (10 min)

- a. Now that you have your design question, it is time to start coming up with ideas! *Ideation* is another word for brainstorming, so you will be coming up with many ideas at once.
- b. Set a timer for 5 minutes, using your post-its, write down as many ideas for solving your design question that come to your mind. It doesn't matter if the idea is good or bad, what matters most is coming up with LOTS of ideas.
- c. When the 5 minutes is done, Set another 5 minute timer and spend this time sorting the ideas you came up with. Choose your top three ideas you came up with, and then select your favorite one that you will be developing in the next section.


IDEATE



DESIGN THINKING: ERUPTER INTERRUPTER


4. Prototype (15 min)

- A *Prototype* is like a practice version of an actual solution that we can use to test and see if our idea really works. In this phase of the Design Thinking process, you will be developing a version of one of your ideas.
- Using whatever materials you have at home, build a prototype of your solution. You can also draw your solution if you don't have things to build with or your solution is a process rather than a product.



5. Test (10 min)

- The design process is all about being flexible and finding ideas that really work for the problem at hand, so you always end the design process by *testing* the prototype you have created.
- We do not have an actual volcano to test your solution, so take some time to think about how you could test your prototype in a controlled and safe way.
- Congrats! You have officially completed the Design Thinking process!



POST-SHOW QUESTIONS










1. SpongeBob and Patrick, while usually best friends, get into a big fight which causes them to stop working together to save the town. Luckily, Patrick realizes that SpongeBob *didn't* steal his belly button scratcher and rushes in to save his best friend SpongeBob. Have you ever had a fight with your friend? How did you move past that fight and stay friends with that person?
2. When Perch Perkins talked about the volcano's eruption on the news, he described the situation through hyperbole—or exaggeration—which caused the people of Bikini Bottom to lash out at and blame each other. This is similar to how gossip can impact a friend group, classroom, or community. Think about a time where gossip created a tense situation. How did this situation end? Brainstorm some ways you and your friends can avoid gossip or settle the tension caused by gossip.
3. While climbing Mount Humongous, SpongeBob doubted his ability to make it to the top and save the town. He was able to overcome his doubts and accomplish his goal because of the encouragement and support Sandy and Patrick gave him. Think of a time where you, or someone you know, weren't sure of yourself. What were you hoping to achieve? What did you do to work through your doubts and fears? What was the end result?

WHO SAID IT?

1. "What in chicken fried tarnation was that?"
2. "Soon they'll all see. I may be small, but my genius is immense!"
3. "I did some calculations... and that volcano is gonna erupt, as sure as a rhinestone cowboy at a disco rodeo."
4. "Manager material? You mean like polyester?"
5. "They treated me like I was *their* size."
6. "Not only that... Squirrels have lungs!"
7. "We have a volcano to beat-and we need you on the team! Brains, brawn, and... though I may not have a special skill to bring to the table, I'm coming too."
8. "When you say 'nobody', do you mean that as a figure of speech, or...?"
9. "There's just one thing. I still haven't found my belly button scratcher."
10. "It's evil. It's diabolical. It's lemon-scented!"
11. "That's the smell of the biggest stage in Bikini Bottom. The perfume of a mother's pride and a little squid's dream."
12. "At a time like this, we should be coming together. Instead, everyone's turning against each other."

RECOMMENDED READING



nickelodeon™

THE

SPONGEBOB

MUSICAL™

FOR YOUNG AUDIENCES

**GOING TO A SHOW
AT THE TODD WEHR
THEATER**

SOCIAL STORY

In partnership with



I am going to see a First Stage show at the Todd Wehr Theater.



I am going to see the show with

**Watching a play is like watching TV or a movie,
except people are on stage in front of us.**



They are called actors. They can see and hear me too.
I can't turn the channel or turn the volume up and down.

A play is made up of many interesting things.



Costumes



Scenery



Sound



Lighting

When we arrive at the theater, we will probably have to climb some stairs. There are stairs outside the building, and inside the building.



We may need to wait in line to scan our tickets.



When we are waiting, I can stay with my family or teacher.

An usher will help us find our seats.

We will enter the theater and find our seats.



There are bathrooms in the lobby. If I need to, I can use the bathroom before we go to our seats.

Someone will show us where to sit.



The audience area is for all of us.



The stage is for the actors only.

When I am in the theater waiting for the show to start:

1. I can talk to my family or friends.
2. I can take a short break in the lobby.



There will be a lot of people in theater and it may get noisy.

If it gets too loud:

1. I can bring headphones if I want.
2. I can put my hands over my ears.
3. I can leave the room and take a short break in the lobby.



I can come back when I am ready.

During the show:

1. I can watch and listen to the actors quietly.
2. I can applaud if I like something.
3. I can hold things in my hand that make me feel comfortable.



If I need to talk:

1. I can talk quietly to my family.
2. I can write down what I want to say.
3. I can leave the room.

After the show there will be a “talkback.”

The talkback is a chance for me to ask questions.

1. I will raise my hand to show that I want to ask a question.
2. I will wait for the leader to call on me to ask my question.
3. I don't have to ask a question if I don't want.



I can ask different kinds of questions:

1. I can ask questions about the show.
2. I can ask questions about the scenery, costumes, lights, or sound.

**After the show is finished,
I will leave the theater with my family.**



nickelodeon.
THE
SPONGEBOB
MUSICAL

FOR YOUNG AUDIENCES

MEET THE “SPONGE” CAST

These are the actors you will see at the
Sensory Friendly Performance on
Saturday, March 18, 2023 at 3:30PM.

THIS IS GRACIE.



They play the role of SpongeBob SquarePants. SpongeBob is happy, energetic, and likes to think positively. SpongeBob worries that people think he is just a “simple sponge”, or that he isn’t good enough the way he is because Mr. Krabs says they cannot be the manager of “The Krusty Krab”. SpongeBob teams up with his friends to try and save Bikini Bottom, prove those who doubt him wrong, and to discover what their special skill in life is.

THIS IS GAVIN.



They play the role of Patrick Star. Patrick is SpongeBob's best friend, or "BFF". Patrick sometimes gets confused or distracted, but cares a lot about SpongeBob and his other friends. Patrick tries to help his friends save Bikini Bottom from Mount Humongous using their strength or their "brawn".

THIS IS NATALIE.



They play the role of Sandy Cheeks. Sandy is a squirrel and is very smart and tough- they are a scientist and know karate. They are treated differently by others in Bikini Bottom because they are a squirrel, or a “land mammal” who lives underwater with sea creatures. Sandy uses their intelligence to try and help save Bikini Bottom by inventing the “Eruptor Interrupter”.

THIS IS JESSE.



They play the role of Plankton. Plankton is the villain of the play. Plankton tries to trick the town into liking chum and only eating at their restaurant, "The Chum Bucket", by convincing them to leave town in his "escape pod". Plankton's real plan is to make his restaurant successful and put "The Krusty Krab" out of business by becoming the new leader of the townspeople.

THIS IS BREE.



They play the role of Karen the Computer. Karen is Plankton's wife and tries to help Plankton take over the town with their evil plan by playing along with Plankton's lies and finding the Avalanche Maker 3000.

THIS IS LACHRISA.



They play the role of Ms. Mayor. Ms. Mayor is the leader of Bikini Bottom. Ms. Mayor causes the town to panic about Mount Humongous, and demands that everyone follows their orders because they are the Mayor.

THIS IS SAVANNAH.



They play the role of Perch Perkins, who is a news reporter in Bikini Bottom. Perch shares negative news to the town about Mount Humongous on TV, which helps cause people to panic and turn against one another.

THIS IS ZACH.



They play the role of Mr. Krabs. Mr. Krabs is the owner of “The Krusty Krab”, and is obsessed with money. Mr. Krabs tells SpongeBob they are just a “simple sponge”, which hurts Spongebob’s feelings.

THIS IS DOUG.



They play the role of Squidward. Squidward works with SpongeBob at “The Krusty Krab”. Squidward is grouchy and thinks negatively about things. Squidward has always wanted to be an artist, so they try to play their clarinet and dance in the “shell-e-thon” to raise money for Plankton’s escape pod and show their talents to the town before it is possibly destroyed.

THIS IS RAVEN.



They the role of Mrs. Puff, SpongeBob's teacher from boating school. Mrs. Puff leads a mob to kick Sandy out of town after Plankton tells them to blame Sandy for Mount Humongous.

THIS IS PAUL.



Paul is the musical's foley artist. Paul uses everyday objects and special instruments to create and perform sound effects during the play.

THIS IS THE ENSEMBLE.



The ensemble plays many different characters from Bikini Bottom and sing and dance throughout the play.

nickelodeon.
THE SPONGEBOB
MUSICAL

FOR YOUNG AUDIENCES

MEET THE "STARFISH" CAST

THIS IS THATCHER.



They play the role of SpongeBob SquarePants. SpongeBob is happy, energetic, and likes to think positively. SpongeBob worries that people think he is just a “simple sponge”, or that he isn’t good enough the way he is because Mr. Krabs says they cannot be the manager of “The Krusty Krab”. SpongeBob teams up with his friends to try and save Bikini Bottom, prove those who doubt him wrong, and to discover what their special skill in life is.

THIS IS ZACHARY.



They play the role of Patrick Star. Patrick is SpongeBob's best friend, or "BFF". Patrick sometimes gets confused or distracted, but cares a lot about SpongeBob and his other friends. Patrick tries to help his friends save Bikini Bottom from Mount Humongous using their strength or their "brawn".

THIS IS NAIMA.



They play the role of Sandy Cheeks. Sandy is a squirrel and is very smart and tough- they are a scientist and know karate. They are treated differently by others in Bikini Bottom because they are a squirrel, or a “land mammal” who lives underwater with sea creatures. Sandy uses their intelligence to try and help save Bikini Bottom by inventing the “Eruptor Interrupter”.

THIS IS JESSE.



They play the role of Plankton. Plankton is the villain of the play. Plankton tries to trick the town into liking chum and only eating at their restaurant, "The Chum Bucket", by convincing them to leave town in his "escape pod". Plankton's real plan is to make his restaurant successful and put "The Krusty Krab" out of business by becoming the new leader of the townspeople.

THIS IS BREE.



They play the role of Karen the Computer. Karen is Plankton's wife and tries to help Plankton take over the town with their evil plan by playing along with Plankton's lies and finding the Avalanche Maker 3000.

THIS IS LACHRISA.



They play the role of Ms. Mayor. Ms. Mayor is the leader of Bikini Bottom. Ms. Mayor causes the town to panic about Mount Humongous, and demands that everyone follows their orders because they are the Mayor.

THIS IS LAINEY.



They play the role of Perch Perkins, who is a news reporter in Bikini Bottom. Perch shares negative news to the town about Mount Humongous on TV, which helps cause people to panic and turn against one another.

THIS IS ZACH.



They play the role of Mr. Krabs. Mr. Krabs is the owner of “The Krusty Krab”, and is obsessed with money. Mr. Krabs tells SpongeBob they are just a “simple sponge”, which hurts Spongebob’s feelings.

THIS IS DOUG.



They play the role of Squidward. Squidward works with SpongeBob at “The Krusty Krab”. Squidward is grouchy and thinks negatively about things. Squidward has always wanted to be an artist, so they try to play their clarinet and dance in the “shell-e-thon” to raise money for Plankton’s escape pod and show their talents to the town before it is possibly destroyed.

THIS IS RAVEN.



They the role of Mrs. Puff, SpongeBob's teacher from boating school. Mrs. Puff leads a mob to kick Sandy out of town after Plankton tells them to blame Sandy for Mount Humongous.

THIS IS PAUL.



Paul is the musical's foley artist. Paul uses everyday objects and special instruments to create and perform sound effects during the play.

THIS IS THE ENSEMBLE.



The ensemble plays many different characters from Bikini Bottom and sing and dance throughout the play.

nickelodeon.

THE SPONGEBOB MUSICAL

FOR YOUNG AUDIENCES

The SpongeBob Musical For Young Audiences is a musical. The actors will be singing, dancing, and performing live sound effects onstage. One number in the play includes tap dancing.