

ENRICHMENT GUIDE & SOCIAL STORY

the forgotten girl

by
india hill brown

adapted by
idris goodwin

 **FIRST
STAGE**
TRANSFORMING LIVES THROUGH THEATER

PROUD CORNERSTONE MEMBER

UNITED PERFORMING ARTS FUND

DEAR FIRST STAGE FRIENDS,

On a cold winter night, Iris and her best friend, Daniel, play in the freshly fallen snow in the woods when they stumble upon the gravestone of a young girl, Avery Moore. Strange things begin to happen, and Iris and Daniel research the area to find answers. They learn of their town's history of segregation, and become determined to restore Avery's grave and pay proper respect for her and others buried there. A ghostly story with a historical twist, this empowering tale examines the connection of past and present, friendship, and forgiveness.

Enjoy the show,

A handwritten signature in black ink that reads "Coltyn Giltner". The signature is written in a cursive, flowing style.

Coltyn Giltner
Education Director
(414) 267-2972
cgiltner@firststage.org

PRE-SHOW QUESTIONS

1. Iris and Daniel are best friends. They have a lot in common, but they also find themselves in conflict with each other. Who is your best friend? How are you alike and different from one another?

2. Suga is Daniel's grandmother, and she helps Iris and Daniel to understand their community's past. What can you learn from the older people in your life? Why is it important to pass on stories through generations?

TOWN HISTORY TIMELINE: A SOCIAL STUDIES ACTIVITY

Iris and her best friend, Daniel, are assigned a project in school to present an important part of their town's history. After the scary evening they had where they discovered the forgotten graveyard, they decide to research the history of these forgotten graveyards around town.

Let's get to know our hometowns' histories. Using the questions below, do some research on your hometown and write your answers in the space provided. There is a page with extra lines in case you need more space to write. These questions are starting points. If you discover anything particularly interesting, related to something you learned in school or online, or sounds familiar, feel free to do further research beyond what the questions suggests—just like Iris and Daniel! Then, plot your research along the provided timeline. Print as many copies of the timeline as you need OR create your own timeline on a posterboard. Once your timeline is finished, share it with your friends, classmates, or family.

RESEARCH QUESTIONS

When was your hometown founded?

Who founded your hometown? Is anything in your hometown named after them?

TOWN HISTORY TIMELINE: A SOCIAL STUDIES ACTIVITY



Where does your hometown get its name from?

Did any groups live in or near your hometown before it was founded?

Did your hometown always go by this name?

Are there any interesting natural land formations—such as bluffs, rivers, and springs? How were these land formations important in the past? How are they important now?

TOWN HISTORY TIMELINE: A SOCIAL STUDIES ACTIVITY

Are there any important people from your hometown? Why are they important? What does your hometown do to celebrate and honor them?

How was your hometown different 20 years ago? 50 years ago? 75 years ago? 100 years ago?

How did certain historical events – such as the Great Depression, the World Wars, the Civil War – impact your hometown?

TOWN HISTORY TIMELINE: A SOCIAL STUDIES ACTIVITY

A decorative horizontal bar with a hatched pattern is positioned below the title. Below this bar is a large area filled with approximately 30 horizontal lines, providing space for a student to write.

TOWN HISTORY TIMELINE: A SOCIAL STUDIES ACTIVITY



CREATE A GHOST STORY: A LANGUAGE ARTS ACTIVITY

The Forgotten Girl can be considered a ghost story. What makes it a ghost story is that everyone in the story believes ghosts are real – not to mention that Avery is a real ghost that Iris, Daniel, and Vashti meet. Ghost stories have been told for thousands of years, and now it's your turn to create a ghost story of your own! You can follow the example of ghost stories from a long, long time ago where they were told to teach a lesson and didn't have to be scary. You can also write a story like today's ghost stories where their main purpose is to frighten the audience, but they can still teach a lesson. The story you will be creating will be a mixture of the two. In this activity, you will be creating your own ghost story.

To start, you will be creating your ghost. Let's consider first where your ghost haunts; this is the setting of your story. Every ghost story takes place in a particular location-like a graveyard, a haunted castle, or a creepy bridge. Use some of the scary stories and movies you know as inspiration! In the space provided, describe your ghost story's setting through writing. Use as much descriptive language as possible:

CREATE A GHOST STORY: A LANGUAGE ARTS ACTIVITY

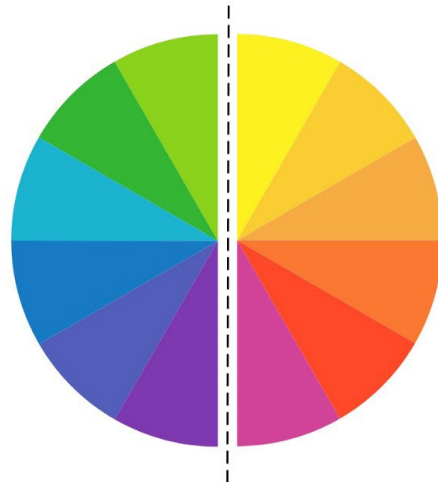
Next, every ghost needs a reason why it still haunts the earth. What is your ghost still hoping to accomplish? Write their goal in the space below:

You're almost ready to draw your ghost, but first you need to decide the tone of your ghost story. Will your story be scary or funny?

If you picked scary, use the cool colors below to design what your ghost looks like on the drawing page.

If you picked funny, use the warm colors below to design what your ghost looks like on the drawing page.

Cool
colors



Warm
colors

CREATE A GHOST STORY: A LANGUAGE ARTS ACTIVITY



Now that you have the setting of your ghost story, your ghost's objective, and the tone of your story, it's time to draw what your ghost looks like! Using the space below, draw what you think your ghost would look like. Once you're finished drawing your ghost, feel free to share them and their story with your friends, classmates, and family. You can even take it a step further on the next page and do a 5-minute free write to put your ghost into their own ghost story!

CREATE A GHOST STORY: A LANGUAGE ARTS ACTIVITY



For your free write, you will want a timer, pencil, and some lined paper. We've provided you these pages of lined paper – feel free to print out as many as you need! When you're ready, set a timer for 5 minutes and write about anything that comes to mind about what happens in your ghost story. Once the timer goes off, you can continue to free write or you can take your free writing and piece it together into a full story!

CREATE A GHOST STORY: A LANGUAGE ARTS ACTIVITY



Lined writing area with 20 horizontal lines for text entry.

MYTHS AND SUPERSTITIONS: A WRITING ACTIVITY

Daniel's grandma Suga is known for the myths and superstitions she shares with everyone. A superstition is an idea or belief in something supernatural or magical. The most important superstition Suga tells Iris and Daniel is the myth of the "Spirits of the Snow" – evil spirits that only show up when it's snowing that kidnap children to never be seen again. Superstitions can be as big as life or death, but the most common superstitions are nowhere near as big. Take a look at these popular superstitions below:

Blow out the candles and make a wish, but don't share your wish or it won't come true.

If you walk under a ladder, you'll have bad luck.

Cross your fingers!

Step on a crack, break your mother's back.

Red skies at night, sailor's delight. Red skies at morning, sailor's take warning.

Each of the superstitions listed above follow a similar pattern: if you do this, then this will happen. The thing you do in each one seems to be rather simple, but can have wild end results-like broken backs and your happiest dreams coming true. Sometimes, superstitions can even rhyme!

It's time to write your own superstitions! Let's follow the last two examples above. They both use the "if this simple thing happens, then this big thing happens" model *and* the last word in both halves rhyme (like "crack" and "back" or "morning" and "warning"). Using the framework below, write your own superstitions. Once you're done, share them with your friends, classmates, and family to see who can create the most creative or most realistic superstitions.

If _____,

then _____.

If _____,

then _____.

If _____,

then _____.

If _____,

then _____.

TECH TALK: USING MOVEMENT TO TELL A STORY

A unique aspect of *The Forgotten Girl* is how it uses movement to tell its story. As an audience, it can be surprising to us to see movement and choreography in a play without singing. Caitlyn Nettesheim, a teaching artist here at First Stage, and Jon Royal, the director of *The Forgotten Girl*, will guide you through an activity in the video below to help you explore the ways we can use movement to tell a story. In this activity, you will be creating a series of staged pictures, or tableaux, to make a flipbook or scrapbook of different themes from the play.

Once your flipbook is complete, share it with your friends, family, and classmates. You can even share your work with us at First Stage by tagging us on social media (@first.stage) or emailing pictures or videos to Coltyn Giltner, our Director of Education, at cgiltner@firststage.org. We cannot wait to see what tableaux you create!



**CLICK TO WATCH
OR SCAN HERE:**



POST SHOW QUESTIONS

1. *The Forgotten Girl* is a ghost story. Why do you think the author and playwright chose to tell Iris and Avery's story in this way?

2. The movement in *The Forgotten Girl* helped to tell the story and portray Avery as a ghost. If you were to direct *The Forgotten Girl* how would you use movement to tell the story?


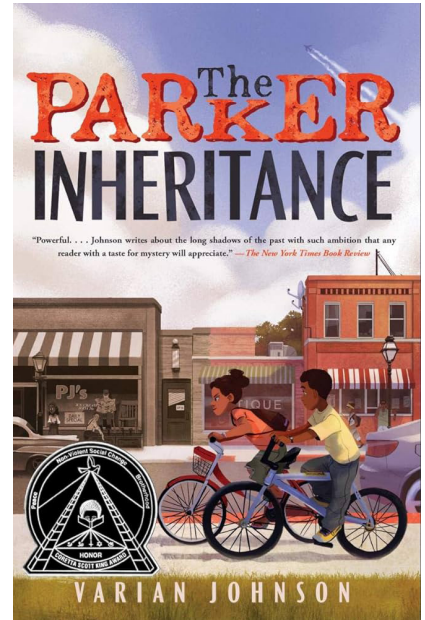


3. Avery and Iris both experience racism in different ways, decades apart. How can you work to end racism in your school or community?

WHO SAID IT?

1. We're not by ourselves, we're together.
2. I'm not letting the spirits of the snow get me.
3. You noticed me.
4. You're supposed to keep a broom under your bed so the witch rides that and not your back.
5. Something really weird is going on around here.
6. Maybe you didn't hear me. We already have a cause.
7. Who died and made you the queen of Nelson's Pond Middle, you...
8. You need to do some breaths. That's what I do when I get kind of overwhelmed.
9. I only want to be your friend.
10. She looks really scary at first, but she's a great friend.
11. We just wanted to do something...unforgettable.

RECOMMENDED READING

FOR MIDDLE GRADE READERS:



the
forgotten
girl

**GOING TO A SHOW
AT THE MILWAUKEE
YOUTH ARTS CENTER**

SOCIAL STORY

In partnership with



I am going to see a First Stage show at the Milwaukee Youth Arts Center.



I am going to see the show with

**Watching a play is like watching TV or a movie,
except people are on stage in front of us.**



They are called actors. They can see and hear me too.
I can't turn the channel or turn the volume up and down.

A play is made up of many interesting things.



Costumes



Scenery



Sound



Lighting

When we drive to the Milwaukee Youth Arts Center, we will park in the parking lot or on the street.



We may need to wait in line to scan our tickets.



When we are waiting, I can stay with my family or teacher.

Once we have our tickets, we will go down the long blue hallway...



...into a large and colorful commons area.



There are bathrooms in the commons area. If I need to, I can use the bathroom before we go to our seats.

Someone will show us where to sit.



The audience area is for all of us.



The stage is for the actors only.

When I am in the theater waiting for the show to start:


1. I can talk to my family or friends.
2. I can take a short break in the lobby.



There will be a lot of people in theater and it may get noisy.

If it gets too loud:

1. I can bring headphones if I want.
2. I can put my hands over my ears.
3. I can leave the room and take a short break in the lobby.



I can come back when I am ready.

During the show:

1. I can watch and listen to the actors quietly.
2. I can applaud if I like something.
3. I can hold things in my hand that make me feel comfortable.



If I need to talk:

1. I can talk quietly to my family.
2. I can write down what I want to say.
3. I can leave the room.

After the show there will be a “talkback.”

The talkback is a chance for me to ask questions.

1. I will raise my hand to show that I want to ask a question.
2. I will wait for the leader to call on me to ask my question.
3. I don't have to ask a question if I don't want.



I can ask different kinds of questions:

1. I can ask questions about the show.
2. I can ask questions about the scenery, costumes, lights, or sound.

**After the show is finished,
I will leave the theater with my family.**



the forgotten girl

MEET THE "ANGEL" CAST

These are the actors you will see at the
Sensory Friendly Performance on
Saturday, November 4, 2023 at 3:30PM.

the
forgotten
girl

THIS IS NOELONI-ANIYA.



They play a character named Iris. Iris discovers the grave of a young girl named Avery Moore with their friend, Daniel while they are playing in the snow together. Iris often feels “forgotten” or unappreciated and tries to share the story of Avery and other forgotten graves in the cemetery behind their house. Iris is the captain of their school’s step team.

the
forgotten
girl

THIS IS JESSIMIA.



They play a character named Daniel. Daniels is Iris' best friend. Daniel helps Iris in their journey to learn more about Avery Moore and to bring attention to the forgotten graves.

Suga is their grandmother.

the forgotten girl

THIS IS CYNTHIA.



They play a character named Suga. Suga is Daniel's grandmother and is very superstitious, meaning that they believe in ghosts and spirits. Suga get upset whenever the children play outside in the winter alone or when they mention Avery Moore – Suga believes that "Spirits of the Snow" exist and hurt people in the cold.

the forgotten girl

THIS IS AMIRAH.



They play a character named Avery Moore, who is a spirit. Avery was buried in a segregated and abandoned graveyard and is upset that they have been ignored for decades. Daniel and Iris release their spirit from their gravesite while playing in the snow one night and work to bring recognition to Avery's name as Avery haunts them.

the
forgotten
girl

THIS IS GWENDOLYN.



They play a character named Vashti, who is Iris' younger sister. Vashti sees the spirt of Avery as well and plays with them.

the
forgotten
girl

THIS IS SHERRICK.



They play the roles of Daddy, who is Iris and Vashti's father as well as Mr. Hammond, who is a teacher at the children's school.

the
forgotten
girl

THIS IS ALEXANDRIA.



They play the role of Mama,
who is Iris and Vashti's mother.

the forgotten girl

THIS IS EVA & FIONA.



They play the roles of Heather and Sarah, who are classmates of Iris and Daniel. Heather is a rival of Iris' and treats her with disrespect while Sarah is trapped in the middle and afraid to speak out.

the
forgotten
girl

THIS IS THE ENSEMBLE.



They play a group of spirits in the woods behind Iris' house.

the
forgotten
girl

MEET THE "SNOW" CAST

the forgotten girl

THIS IS MADISON.



They play a character named Iris. Iris discovers the grave of a young girl named Avery Moore with their friend, Daniel while they are playing in the snow together. Iris often feels “forgotten” or unappreciated and tries to share the story of Avery and other forgotten graves in the cemetery behind their house. Iris is the captain of their school’s step team.

the
forgotten
girl

THIS IS SANTANA.



They play a character named Daniel. Daniels is Iris' best friend. Daniel helps Iris in their journey to learn more about Avery Moore and to bring attention to the forgotten graves.

Suga is their grandmother.

the forgotten girl

THIS IS CYNTHIA.



They play a character named Suga. Suga is Daniel's grandmother and is very superstitious, meaning that they believe in ghosts and spirits. Suga get upset whenever the children play outside in the winter alone or when they mention Avery Moore – Suga believes that "Spirits of the Snow" exist and hurt people in the cold.

the forgotten girl

THIS IS GIA.



They play a character named Avery Moore, who is a spirit. Avery was buried in a segregated and abandoned graveyard and is upset that they have been ignored for decades. Daniel and Iris release their spirit from their gravesite while playing in the snow one night and work to bring recognition to Avery's name as Avery haunts them.

the
forgotten
girl

THIS IS ESTELLE.



They play a character named Vashti, who is Iris' younger sister. Vashti sees the spirit of Avery as well and plays with them.

the
forgotten
girl

THIS IS SHERRICK.



They play the roles of Daddy, who is Iris and Vashti's father as well as Mr. Hammond, who is a teacher at the children's school.

the
forgotten
girl

THIS IS ALEXANDRIA.



They play the role of Mama,
who is Iris and Vashti's mother.

the forgotten girl

THIS IS ABBIE & CORA.



They play the roles of Heather and Sarah, who are classmates of Iris and Daniel. Heather is a rival of Iris' and treats her with disrespect while Sarah is trapped in the middle and afraid to speak out.

the
forgotten
girl

THIS IS THE ENSEMBLE.



They play a group of spirits in the woods behind Iris' house.